

---

# SUNY OSWEGO FALL ACADEMIC AFFAIRS UPDATE

SCOTT FURLONG, PROVOST/VPAA

FACULTY ASSEMBLY, 2/3/2025



# AGENDA



- Faculty/Instructional Resources
- Trends Course Enrollments/Student-Faculty Ratio
- Online Trends
- Fall to Spring Retention
- High Impact Practices
  
- Questions?

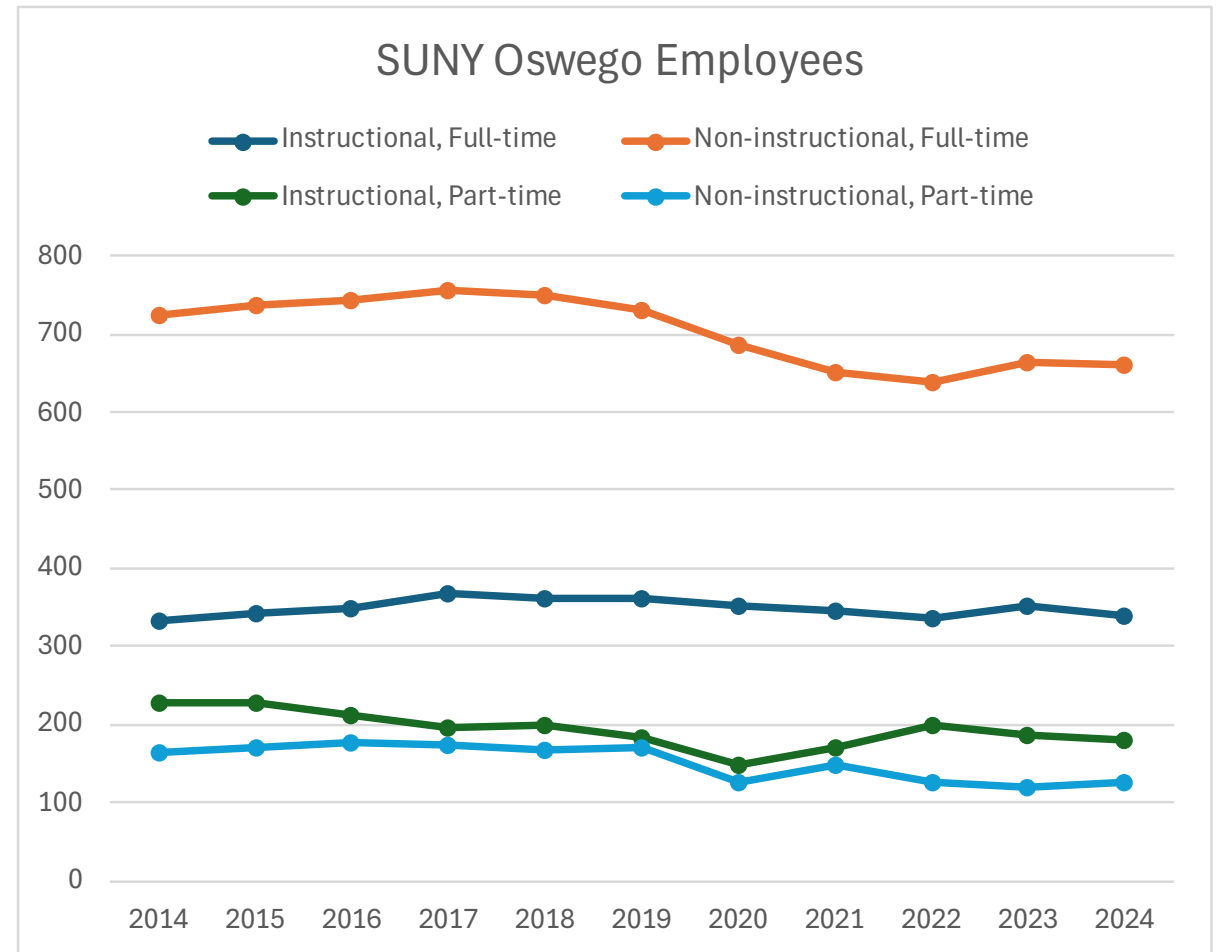
# FACULTY/INSTRUCTIONAL RESOURCES

2024

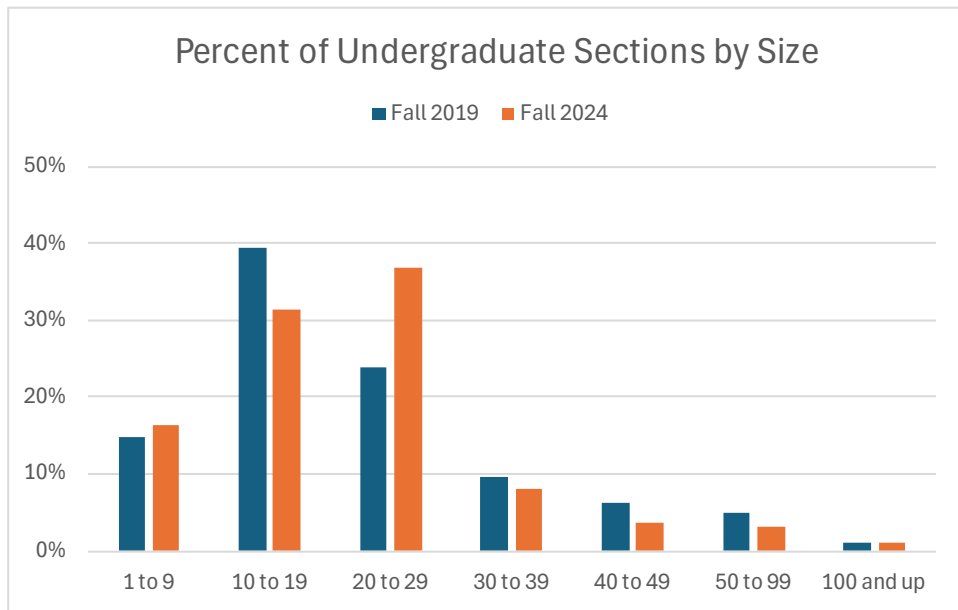
- F/T Instructional 340; P/T 179
- By percent, instructional F/T is 26%; P/T 23%

2014

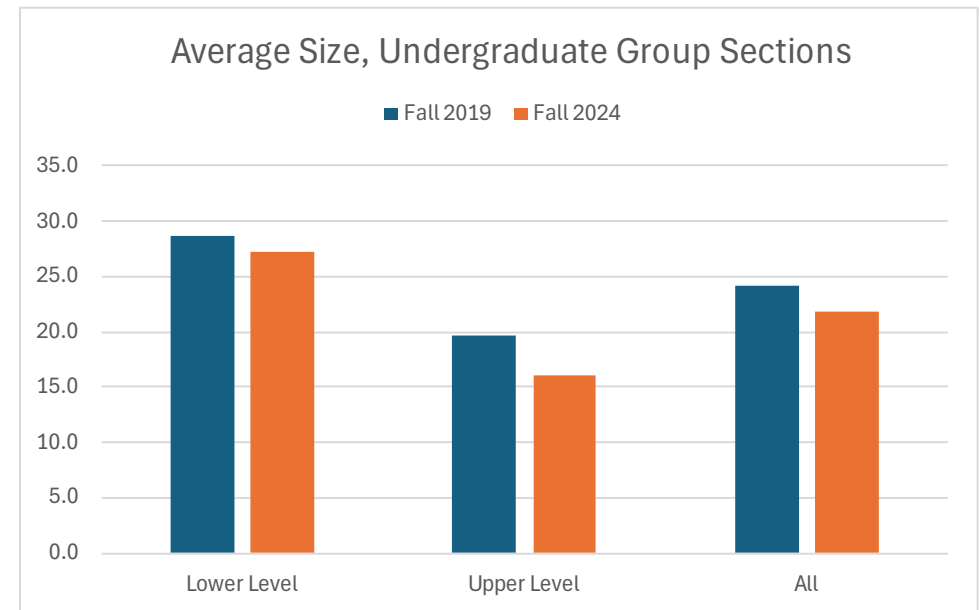
- F/T Instructional 333; P/T 229
- By percent, instructional F/T is 23%; P/T 27%



# UNDERGRADUATE SECTION SIZES



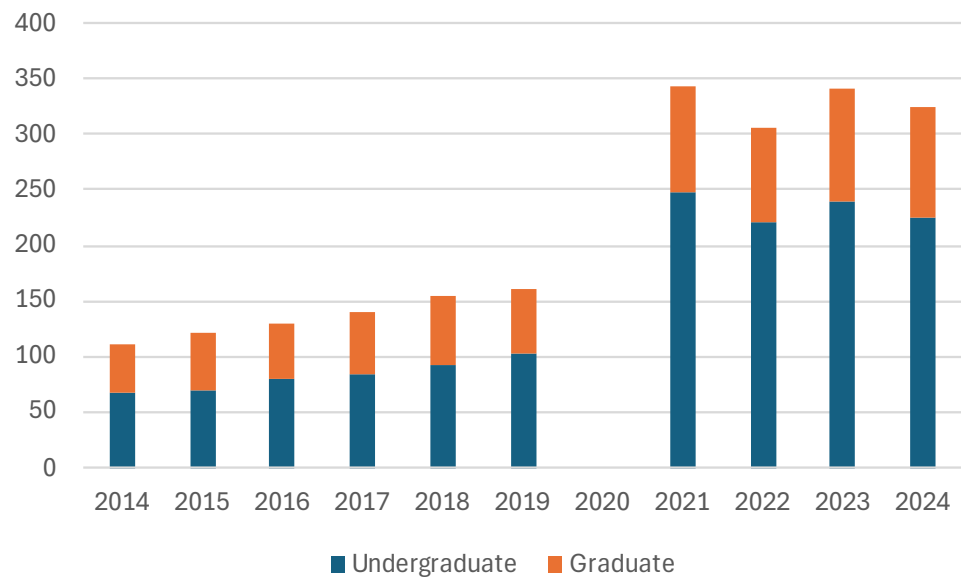
Shifts from “10-19” to “20-20”  
Fewer percent of classes >30



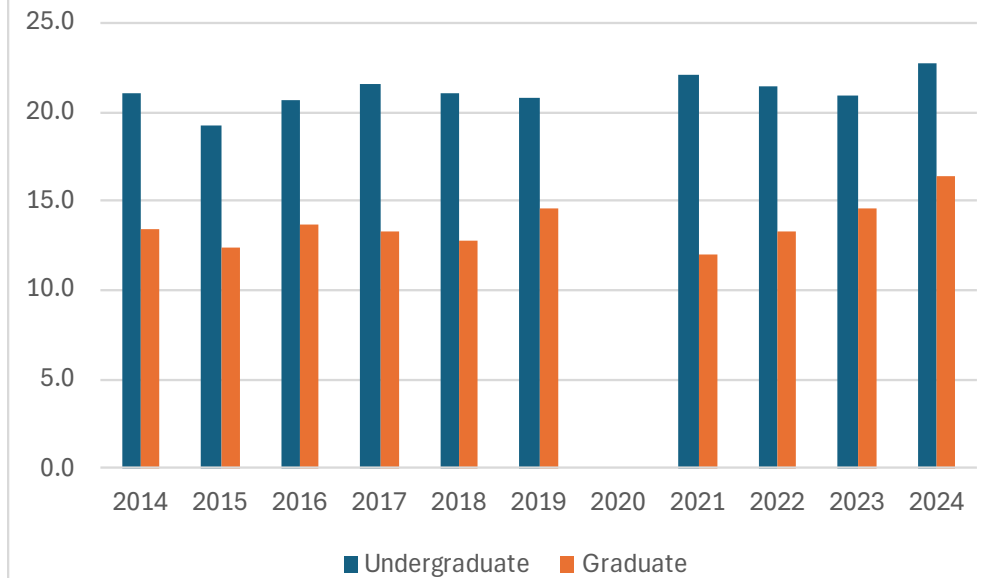
Average class lower

# ONLINE TRENDS

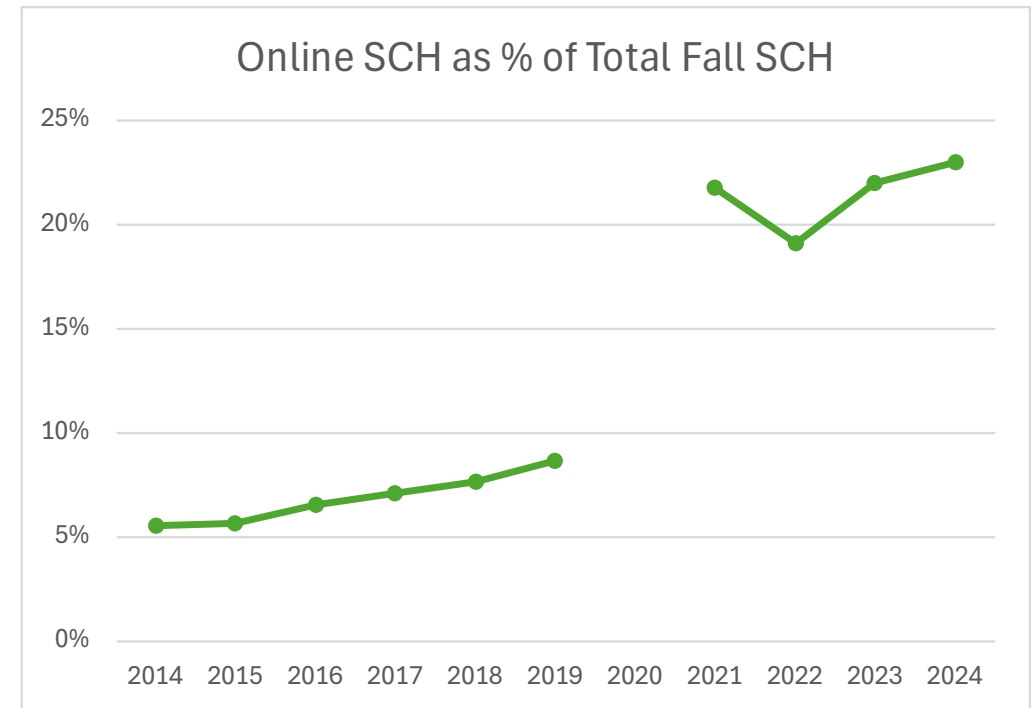
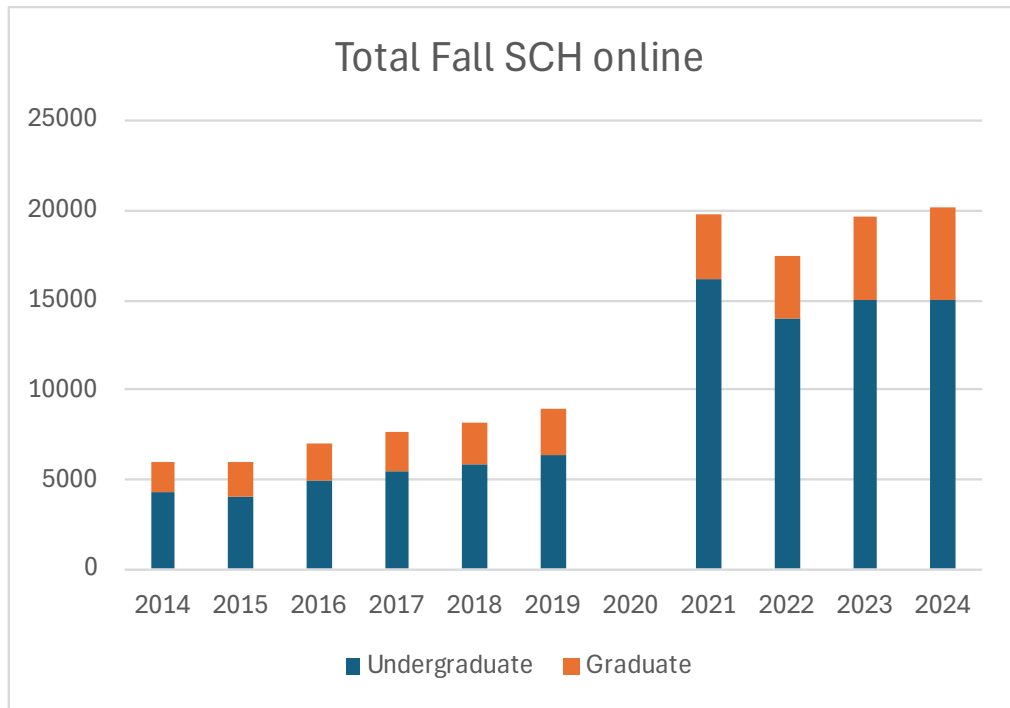
## Online Fall Sections



## Average Enrollment in Online Fall Sections



# ONLINE TRENDS (CON'T)

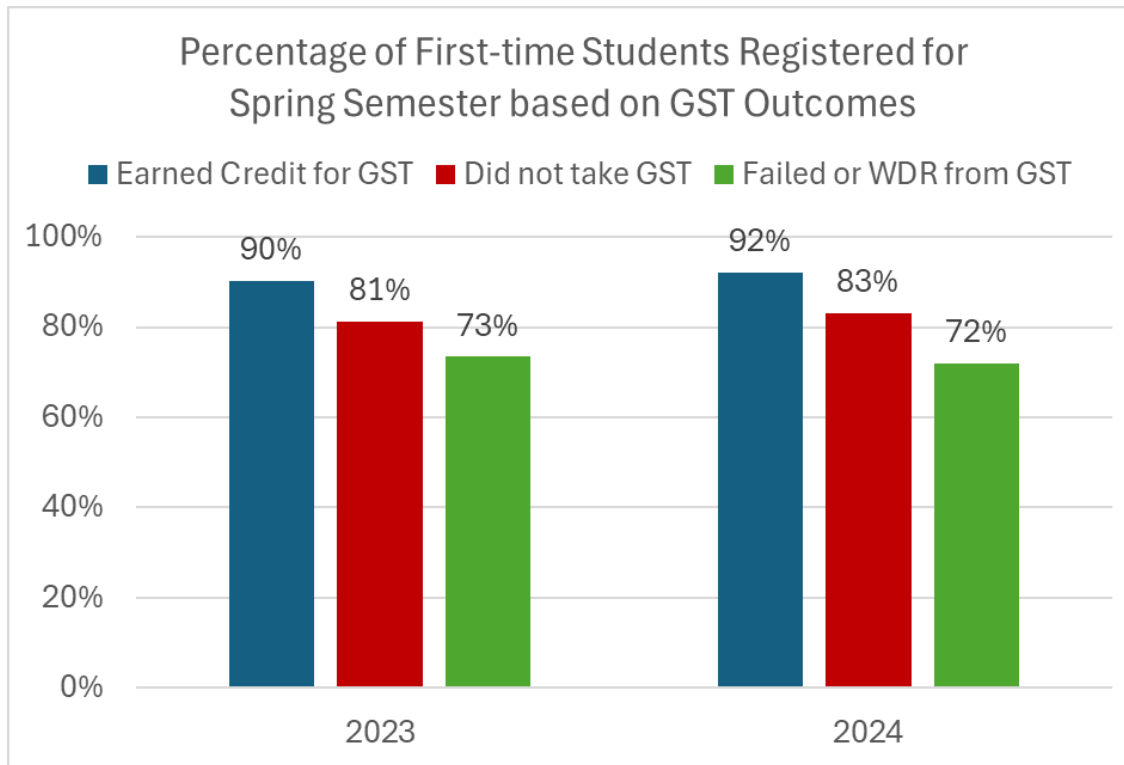


# FALL TO SPRING RETENTION – KEY RATES

Registered for Spring as of Early January	Fall 2023	Fall 2024	Change
<b>Total First-time Full-time Fall cohort</b>	86.6	87.9	+1.3
<b>Men</b>	86.2	86.9	+0.7
<b>Women</b>	86.9	88.8	+1.9
<b>URM</b>	81.8	84.9	+3.1
<b>Not URM</b>	88.6	89.4	+0.8
<b>Pell</b>	83.5	85.6	+2.1
<b>Not Pell</b>	89.0	89.9	+0.9
<b>First Generation</b>	81.5	84.4	+2.9
<b>Not First Generation</b>	88.5	89.5	+1.0
<b>HSGPA Below 85</b>	77.9	80.3	+2.4
<b>85 to 89.9</b>	85.3	87.2	+1.8
<b>90 to 94.9</b>	90.6	91.3	+0.8
<b>95 to 100</b>	95.7	95.2	-0.5

- Overall increase from 2023
- Higher increase in our higher risk categories
- Slight, but significant, increase of academic performance (credits completed)
- ACE program impact is positive

# FALL TO SPRING RETENTION



- Students taking/passing GST
- 92% who successfully completed were registered for Spring semester compared to 83% (did not take) or 72% (withdrew or failed)

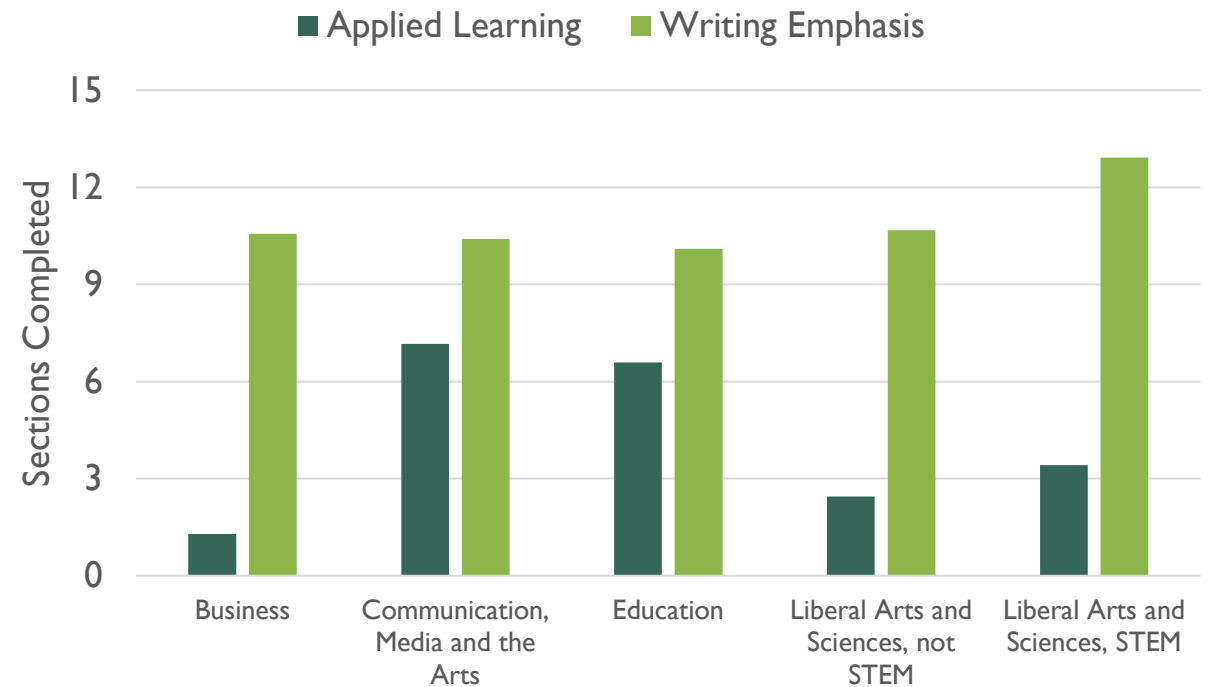
# HIGH IMPACT PRACTICES (HIPS)

- HIPS or “applied learning” has been tracked by SUNY for over a decade
- Tracking is limited to “curricular” activities; but we also provide a number of co-curricular HIPS (e.g., ORI)
- Examples include: internships, undergraduate research, service learning, etc.

# HIPS (CON'T)

- HIPS data for SUNY Oswego (2023/24)
- There are differences across the schools/college due to the nature of the courses
- All areas are doing significant writing emphasis

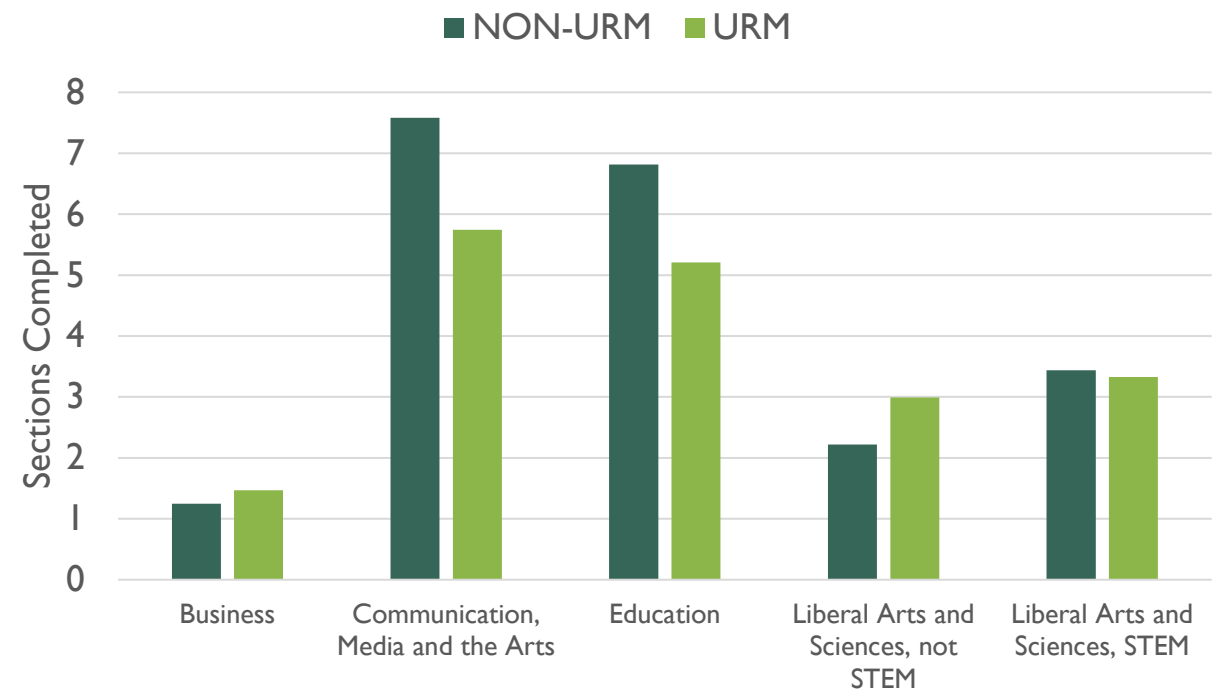
Applied Learning Sections Taken at Oswego by 2023-24 Baccalaureate Recipients



# HIPS ACROSS DIFFERENT CATEGORIES

- Some “lag” for URM in certain schools, significant, but relatively small
- No significant difference with Pell or First-Generation students (not shown)

Applied Learning Sections by College/School and by URM Status



# OTHER ITEMS

- Committee Management
- Strategic Plan
- Great Lakes Institute/National Marine Sanctuary Grant Award
- Travel dollars
- Provost Drop ins:
  - Friday, Feb. 21, 10:00-11:00, Fusion Café
  - Thursday, March 13, 10:30-11:30, MCC Food Court
  - Friday April 4, 10:00-11:00, Rich Hall/Rich & Pour
  - Thursday, May 8, 10:00-11:00, Tyler Lobby



Thank you....Questions/Comments