
SUNY OSWEGO FALL ACADEMIC AFFAIRS UPDATE

SCOTT FURLONG, PROVOST/VPAA

FACULTY ASSEMBLY, 10/9/2023



AGENDA



- Faculty Searches 23/24 and Resources
- College Rankings
- Student Enrollment (a bit) and Student Success

FACULTY RESOURCES

- Faculty lines approved to search
- OIRA will provide information for positions highlighting universities by CIP
- ACUE Cohort #5
- Dialog Project
- Restorative Practices

COLLEGE RANKINGS: US NEWS & WORLD REPORT, “2024 BEST COLLEGES”



Statistical Indicator	2024 Indicator Weight	2023 Indicator Weight
Peer Assessment	20%	20%
Retention and Graduation Rates (overall and sub-groups)	42%	35%
Financial resources, including faculty salaries	16%	17%
Graduates Debt and Earnings	10%	5%
Student-faculty ratio and full-time faculty	7%	2%
Standardized tests	5%	5%
Removed factors: Alumni giving rate, high school class standing, faculty with terminal degrees, class size index		16%

COLLEGE RANKINGS – MAJOR SHIFTS (EXAMPLES)

■ Who's up?

- SUNY Albany moved up (improved) 49 spots to 182
- University of Houston up 49 spots to 182
- Stony Brook up 19 spots to 58
- CUNY John Jay up 20 spots
- CUNY Lehman up 54 spots

■ Who's down?

- Elon U. down 44 spots to 133
- New School in NY down 74 spots
- Wagner College down 32 spots to 69
- McDaniel College down 40 spots to 80
- SUNY Poly down 16 spots to 25

2024 BEST COLLEGES RANKINGS – NORTH UNIVERSITIES LEADING SUNY COMPREHENSIVES – SOME COMPONENTS



	2024 Rank	Change from 2023	Peer Assessment	Graduation Rate used in the 2024 Rankings
Geneseo	12	+4	3.5	74%
New Paltz	24	-2	3.0	73%
Oneonta	30	+45	2.9	77%
Oswego	39	+15	2.9	64%
Plattsburgh	54	+14	2.6	65%
Cortland	60	+25	2.7	69%

US NEWS & WORLD REPORT “2023 BEST ONLINE MBA PROGRAMS”



Online MBA Programs located in New York that US News rated among the top 100 in the most recent ranking

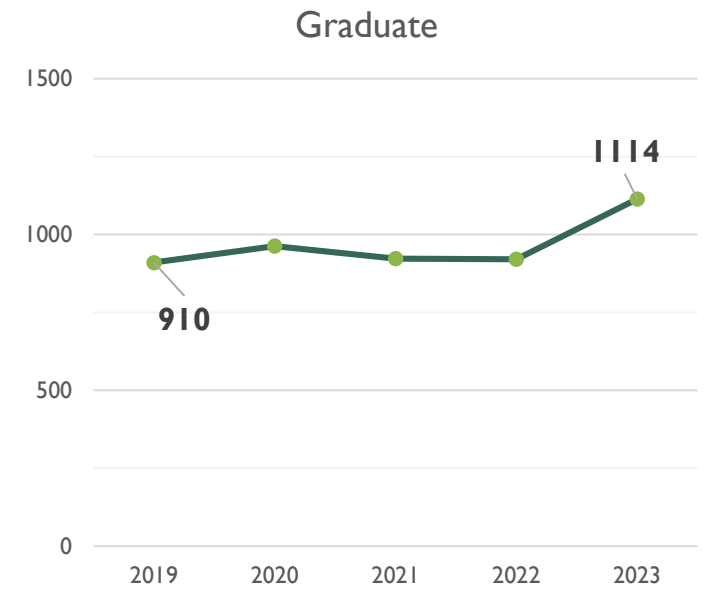
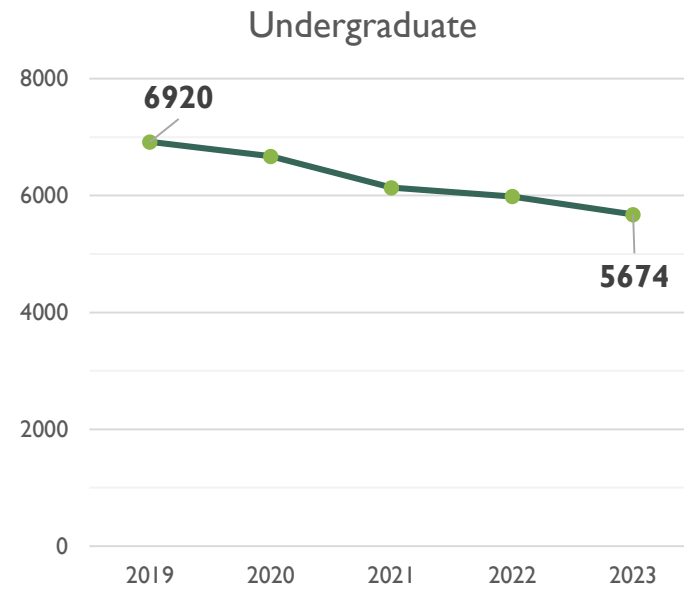
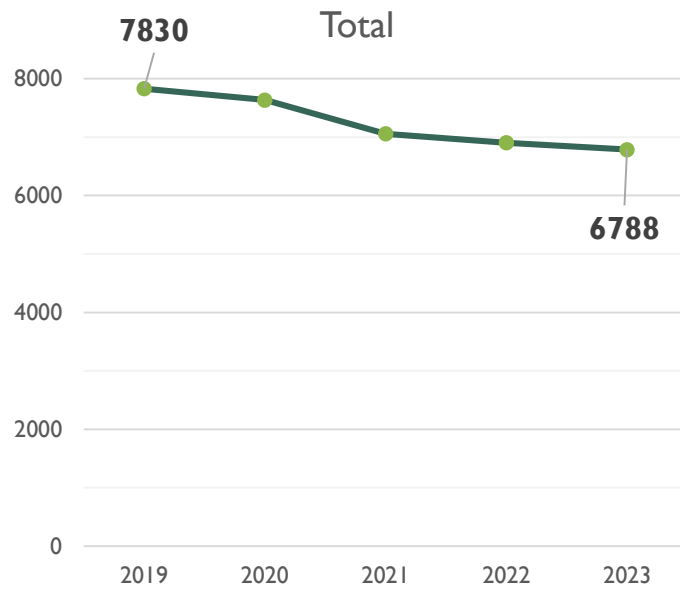
School	Location	Rank (among 366)	Cost per Credit
Rochester Inst. of Technology	Rochester	9	\$1,660
Hofstra	Hempstead	19	\$1,605
St. Johns	Queens	33	\$1,415
SUNY Oswego	Oswego	58	\$750
SUNY Polytechnic	Utica	85	\$750
Syracuse	Syracuse	85	\$1,802
Clarkson	Potsdam	99	\$1,209

STUDENT SUCCESS

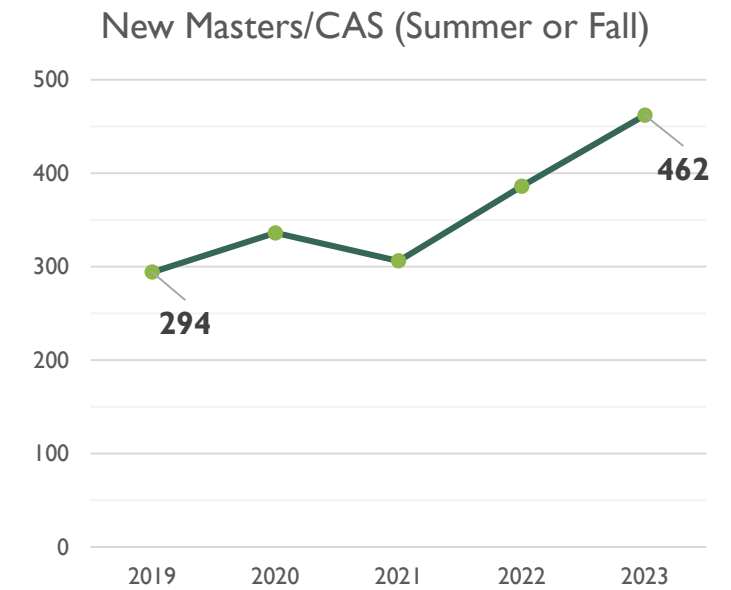
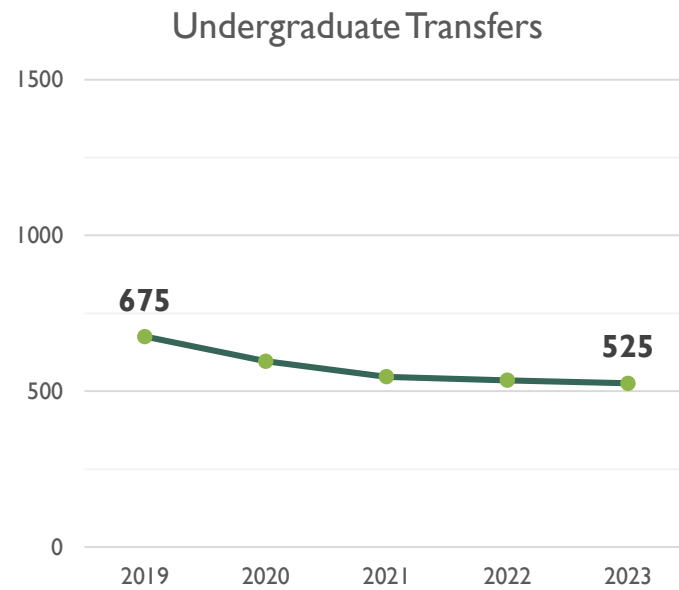
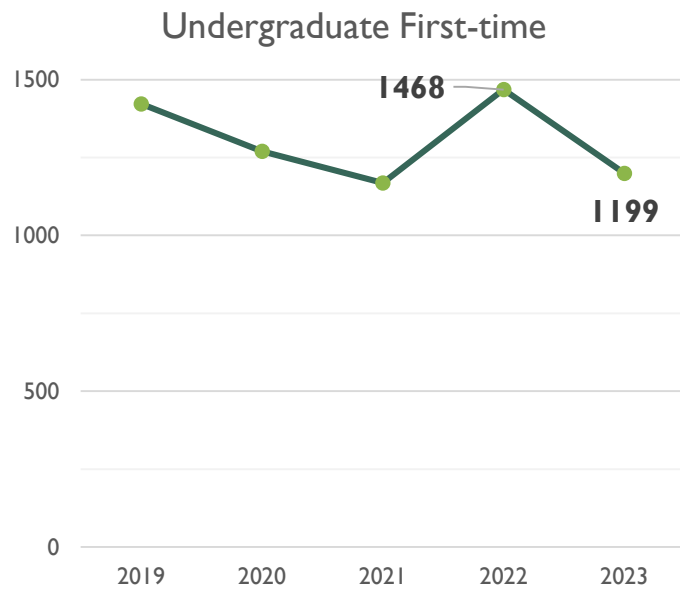


A few notes about student data: SUNY institutions typically exclude exchange students and cross-listed students, who are considered “Non Home” students, from enrollment reports because they are pursuing credentials at other institutions. Non-degree students are included unless they are participating in SUNY Oswego in the High School courses coordinated by the Division of Extended Learning. In these slides, all Fall 2023 data are preliminary, based on enrollment records captured on September 15, 2023. Final official data usually move into the SUNY warehouse by the end of October. All data summarize fall activity unless noted otherwise.

ENROLLMENT (I): TOTALS



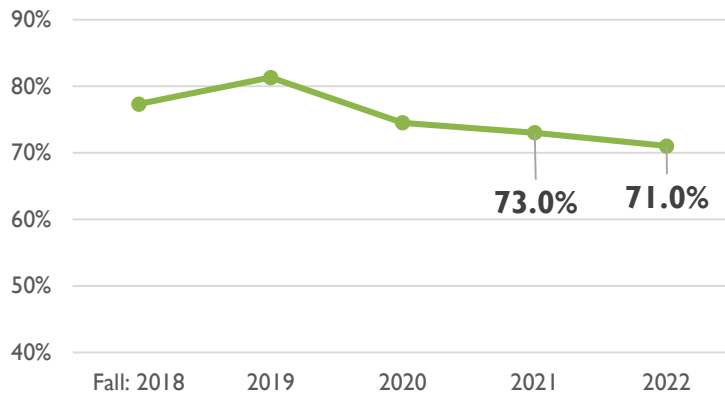
ENROLLMENT (2): NEW STUDENTS



RETENTION (I)

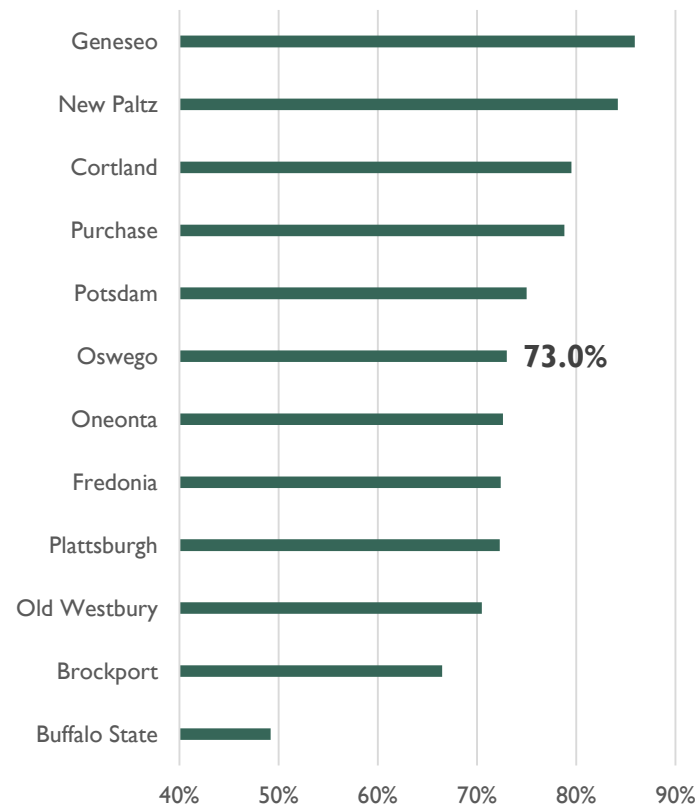


Oswego First-time, Full-time (FTFT) Fall Undergraduates enrolled in their Second Fall



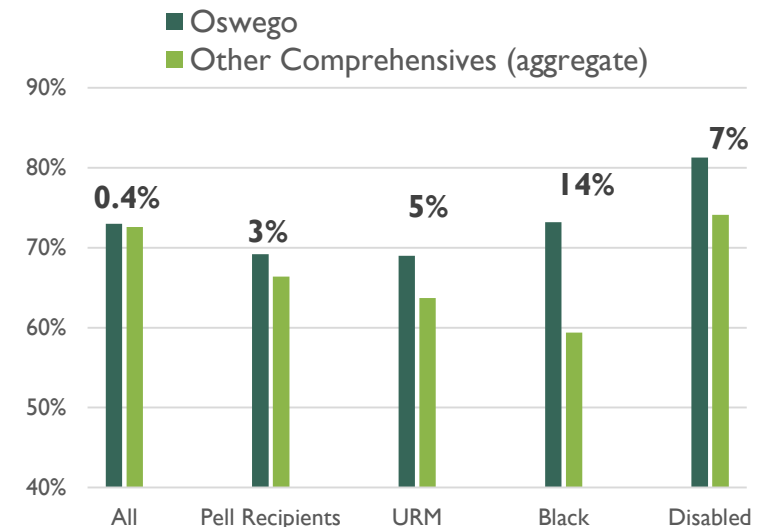
Retention rates have fallen recently, although they remain in the middle of SUNY Comprehensive peers.

Fall 2021 FTFT Retained 2022



For several at-risk populations, Oswego retains freshmen at a much higher rate than the other comprehensives do.

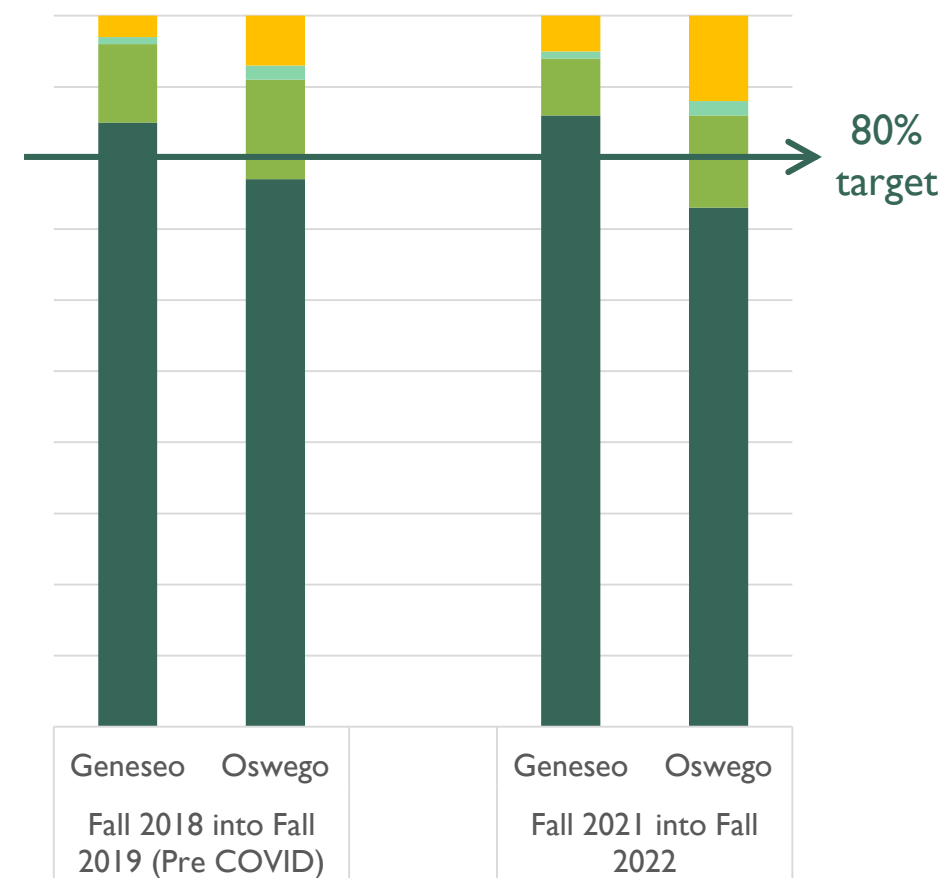
Oswego "Premium" for Sub-groups, 2021 Cohort



RETENTION (2)



	Fall 2018 into Fall 2019 (Pre COVID)		Fall 2021 into Fall 2022	
	Geneseo	Oswego	Geneseo	Oswego
Retained ●	85%	77%	86%	73%
Transferred Out ●	11%	14%	8%	13%
Not enrolled, completed 30+ credits ●	1%	2%	1%	2%
Not enrolled, did NOT complete 30+ credits ●	3%	7%	5%	12%



NSSE

ADVISING – Items (2014 – 2023)	Percent “very much” 2014	Percent “very much” 2023
Been available when needed	28%	38%**
Listened closely to concerns/questions (2014)/Actively listened to concerns (2023)	27%	37%***
Informed you of academic support options (2014)/Provided info about learning support services (2023)	24%	38%***
Informed you of important deadlines (2014)/Notified you of important policies and deadlines	25%	35%**

NSSE

ADVISING – Items (2014 – 2023)

	Percent “very much” 2014	Percent “very much” 2023
Helped you understand rules and policies (2014)/Notified you of important policies and deadlines (2023)	24%	35%***
To what extent have advisors helped you get info on special opps (e.g. internships) (2014)/How often did someone discuss the following (e.g. internships) w/ you (2023)	20%	24%
To what extent have advisors done the following (e.g. discussed career interests)(2014)/How much have each of the following helped you develop your academic goals and future (e.g., Academic advisor, faculty, etc.)(20223	16%	28%**
*** 99% confidence ** 95% confidence * 90% confidence		

NSSE – DEI TOPIC: FY STUDENTS

DEI – items (2017 – 2023)	Percent “very much” 2017	Percent “very much” 2023
[Coursework emphasizing] Developing the skills necessary to work effectively with people from various backgrounds	11%	23%**
[Coursework emphasizing] Recognizing your own cultural norms and biases	14%	28%**
[Coursework emphasizing] Sharing your own perspectives and experiences	16%	29%**
[Coursework emphasizing] Exploring your own background through projects, assignments, or Programs	9%	19%**
[Coursework emphasizing] Discussing issues of equity or privilege	11%	19%**
(How much does your institution provide a supportive environment for the following forms of diversity) Gender identity	26%	36%

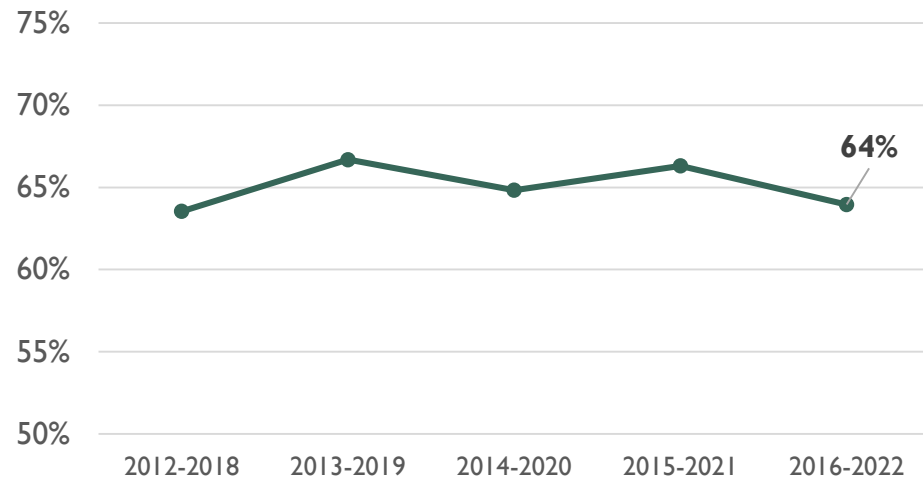
STUDENT SUCCESS EQUITY INTENSIVE (SSEI) AND TITLE III GRANT

- SSEI had us focus on areas where there were significant gaps particularly with at-risk students
- Title III Grant
- Actions to roll out to address:
 - Academic performance – embedded tutoring, faculty development
 - Belongingness – cohorting, inclusive pedagogy
 - Financial literacy/stability – student financial aid mentors, examining scholarship priorities/efficacy
- Establish a Title III Advisory Board and Project Team

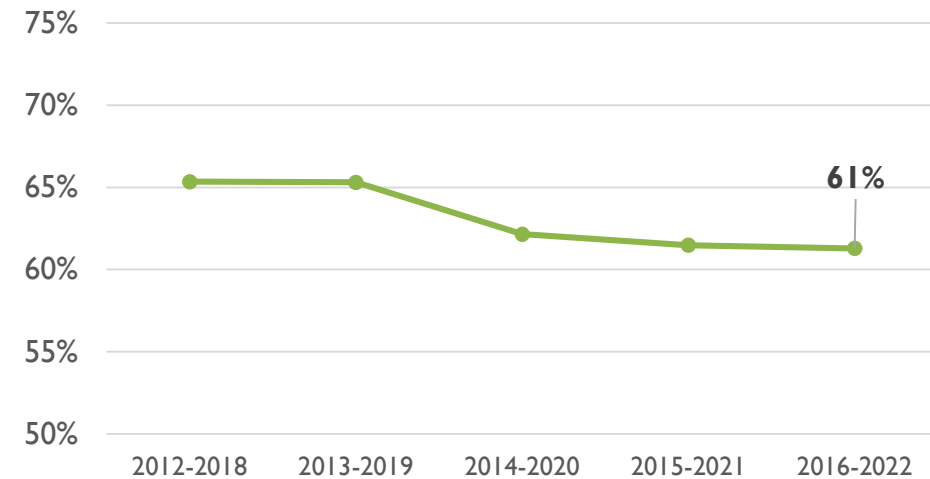
GRADUATION RATES: PERCENT OF FIRST-TIME FULL-TIME FALL STUDENTS GRADUATING FROM INITIAL SCHOOL WITHIN SIX OR FEWER YEARS



SUNY Oswego



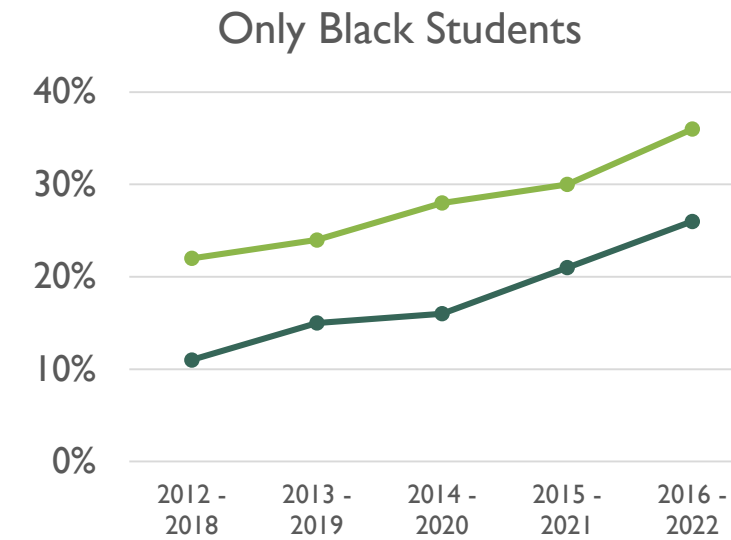
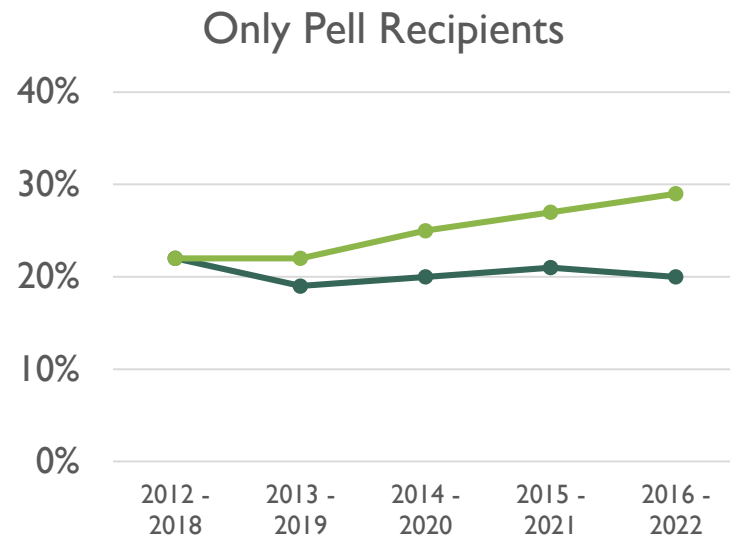
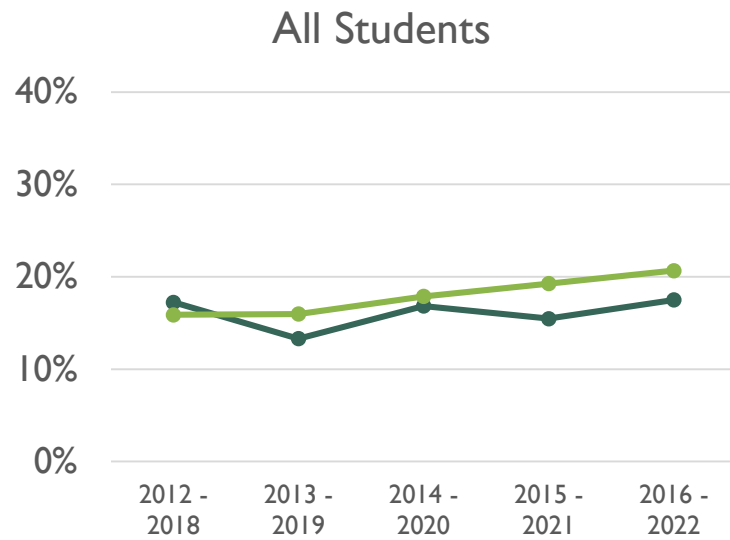
All Other SUNY Comprehensives (aggregated)



ATTRITION RATES: PERCENT OF FIRST-TIME FULL-TIME FALL STUDENTS WITH NO DEGREE FROM OR ENROLLMENT AT *ANY SCHOOL* AT THE END OF SIX YEARS



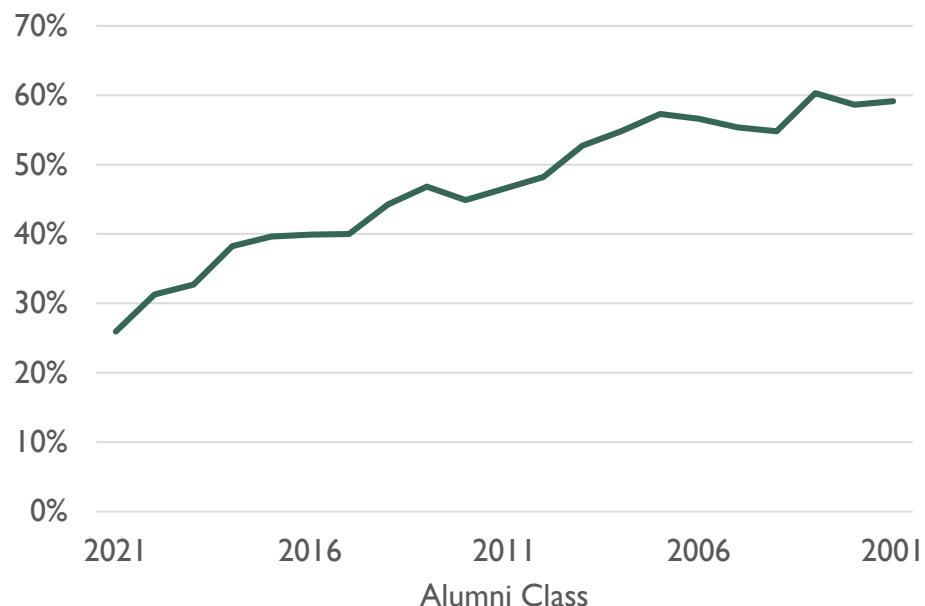
- SUNY Oswego
- All other SUNY Comprehensives (aggregated)



POST-GRADUATION OUTCOMES



Percent of Baccalaureate Graduates Enrolled in any Post-baccalaureate Education



Post-baccalaureate enrollment data was last updated in summer 2023. Tracking data is provided by the National Student Clearinghouse.

College Scorecard (CollegeScorecard.ed.gov)

- Median Federal Debt for 2019 and 2020 graduates who used loans while attending SUNY Oswego: **\$20,880**
- Median earnings four years after graduating for students who used federal aid:
 - Business Administration **\$53,870**
 - Psychology **\$42,690**
 - Radio, TV, Digital Communication **\$41,333**
 - Criminal Justice **\$48,144**
 - Accounting **\$54,362**
 - Biology **\$57,612**

Salary data for smaller programs is available online.

AAC&U CURRICULUM TO CAREER PROJECT


The Curriculum to Career Institute “is designed to make authentic connections within and across disciplines to link curricular learning with students’ sense of purpose in pursuing workforce preparedness and vocational exploration.” and “intentionally links student learning with career preparedness.”

Goals:

- Develop comprehensive resources available to all campus partners to include shared and standardized language, case studies, strategies for success, and support mechanisms.
- Develop a unified plan and timeline to integrate career readiness, education, and competencies into the entire curriculum to provide equitable access to all students.
- Develop language for consideration into the next institutional strategic planning process.

Project Update:

- Developing Career Champions model to focused on best practices in integrating career readiness competencies and career education into curriculum.
- Aligning Career Readiness Competencies into the learning outcomes and assignments in the classroom.
- Creating career modules accessible to faculty and students through Brightspace.



Next Provost Drop in is Wednesday, Oct 18 at 1:00-2:00 in Tyler Hall lobby

Thanks

Other Questions/Comments